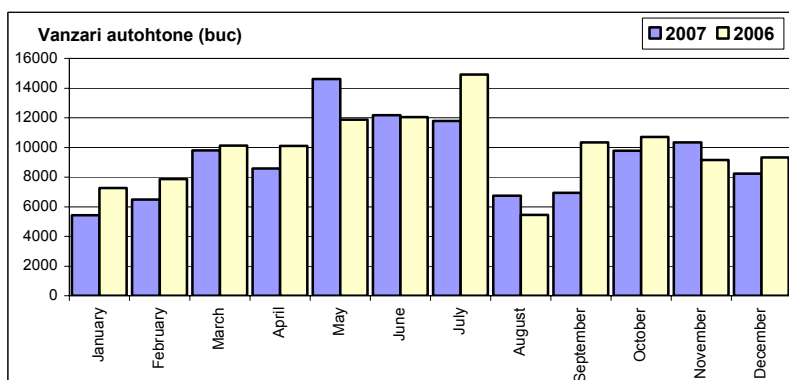


## Top vânzări marci automobile - Decembrie 2007

	Autoturisme				Vehicule comerciale (inclusiv minibusuri și autobuze)				Total			
	unitati		cota piata		< 3.5 t		> 3.5 t		unitati		cota piata	
	Dec-07	Cumul-07	Dec-07	Cumul-07	Dec-07	Cumul-07	Dec-07	Cumul-07	Dec-07	Cumul-07	Dec-07	Cumul-07
DACIA	7 441	94 949	26.8%	30.1%	596	6 850	0	0	8 037	101 799	24.2%	27.8%
RENAULT	2 858	29 388	10.3%	9.3%	232	2 920	0	0	3 090	32 308	9.3%	8.8%
FORD	1 855	17 338	6.7%	5.5%	376	4 393	0	1	2 231	21 732	6.7%	5.9%
OPEL	2 179	19 297	7.8%	6.1%	49	387	0	0	2 228	19 684	6.7%	5.4%
VW	1 880	23 315	6.8%	7.4%	251	2 599	21	198	2 152	26 112	6.5%	7.1%
SKODA	2 086	23 138	7.5%	7.3%	7	59	0	0	2 093	23 197	6.3%	6.3%
HYUNDAI	1 957	12 977	7.0%	4.1%	0	23	0	0	1 957	13 000	5.9%	3.5%
FIAT	755	9 727	2.7%	3.1%	614	5 995	0	0	1 369	15 722	4.1%	4.3%
PEUGEOT	864	13 720	3.1%	4.3%	311	3 239	0	0	1 175	16 959	3.5%	4.6%
CHEVROLET	962	13 090	3.5%	4.1%	0	0	0	0	962	13 090	2.9%	3.6%
TOYOTA	812	9 543	2.9%	3.0%	40	758	0	0	852	10 301	2.6%	2.8%
DAEWOO	793	15 953	2.9%	5.1%	0	38	0	0	793	15 991	2.4%	4.4%
MERCEDES	168	2 408	0.6%	0.8%	208	1 670	365	2 825	741	6 903	2.2%	1.9%
BMW	517	2 727	1.9%	0.9%	0	0	0	0	517	2 727	1.6%	0.7%
KIA	463	3 333	1.7%	1.1%	19	309	0	0	482	3 642	1.5%	1.0%
NISSAN	259	2 203	0.9%	0.7%	185	863	0	0	444	3 066	1.3%	0.8%
DAF	0	0	0.0%	0.0%	0	0	436	1 682	436	1 682	1.3%	0.5%
IVECO	0	0	0.0%	0.0%	139	2 706	287	4 799	426	7 505	1.3%	2.0%
VOLVO TRUCKS	0	0	0.0%	0.0%	0	0	399	2 444	399	2 444	1.2%	0.7%
SEAT	365	4 950	1.3%	1.6%	0	0	0	0	365	4 950	1.1%	1.3%
Rest	1 589	17 565	5.7%	5.6%	262	2 327	615	4 113	2 466	24 005	7.4%	6.5%
<b>TOTAL</b>	<b>27 803</b>	<b>315 621</b>	<b>100.0%</b>	<b>100.0%</b>	<b>3 289</b>	<b>35 136</b>	<b>2 123</b>	<b>16 062</b>	<b>33 215</b>	<b>366 819</b>	<b>100.0%</b>	<b>100.0%</b>

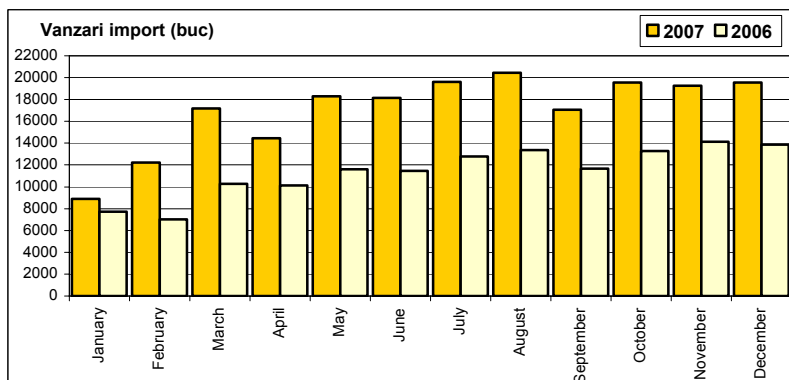
## Vanzari autoturisme autohtone

Luna/An	2007	2006	Variatie
January	5 429	7 260	-25.2%
February	6 494	7 874	-17.5%
March	9 793	10 119	-3.2%
April	8 591	10 097	-14.9%
May	14 606	11 874	23.0%
June	12 183	12 041	1.2%
July	11 782	14 910	-21.0%
August	6 743	5 444	23.9%
September	6 945	10 341	-32.8%
October	9 774	10 694	-8.6%
November	10 328	9 138	13.0%
December	8 234	9 320	-11.7%
<b>Total</b>	<b>110 902</b>	<b>119 112</b>	<b>-6.9%</b>



## Vanzari autoturisme import

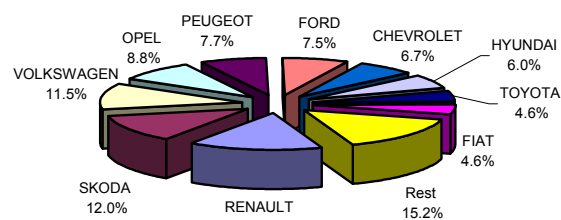
Luna/An	2007	2006	Variatie
January	8 897	7 713	15.4%
February	12 210	7 013	74.1%
March	17 176	10 281	67.1%
April	14 453	10 142	42.5%
May	18 306	11 595	57.9%
June	18 154	11 447	58.6%
July	19 611	12 788	53.4%
August	20 438	13 373	52.8%
September	17 066	11 666	46.3%
October	19 573	13 263	47.6%
November	19 266	14 114	36.5%
December	19 569	13 857	41.2%
<b>Total</b>	<b>204 719</b>	<b>137 252</b>	<b>49.2%</b>



## Top vanzari autoturisme import - marci

MARCA	Decembrie		Variație Nov		12 luni 2007		Variație 2006	
	poziție	unitati	poziție	procent	poziție	unitati	poziție	procent
RENAULT	1	2858	2	↗ 27.7%	1	<b>29388</b>	1	↗ 37.4%
VOLKSWAGEN	5	1880	3	↘ -14.0%	2	<b>23315</b>	3	↗ 55.4%
SKODA	3	2086	4	↘ -3.7%	3	<b>23138</b>	2	↗ 12.6%
OPEL	2	2179	5	↗ 15.7%	4	<b>19297</b>	4	↗ 73.0%
FORD	6	1855	1	↘ -19.1%	5	<b>17338</b>	6	↗ 84.1%
PEUGEOT	8	864	6	↘ -16.8%	6	<b>13720</b>	5	↗ 30.5%
CHEVROLET	7	962	7	↘ -4.2%	7	<b>13090</b>	8	↗ 72.0%
HYUNDAI	4	1957	8	↗ 95.7%	8	<b>12977</b>	7	↗ 69.0%
FIAT	10	755	9	↘ -23.0%	9	<b>9727</b>	9	↗ 49.9%
TOYOTA	9	812	10	↘ -10.2%	10	<b>9543</b>	10	↗ 67.2%
Rest		3361		-5.9%		<b>33186</b>		52.6%
<b>TOTAL</b>		<b>19569</b>		<b>1.6%</b>		<b>204719</b>		<b>49.2%</b>

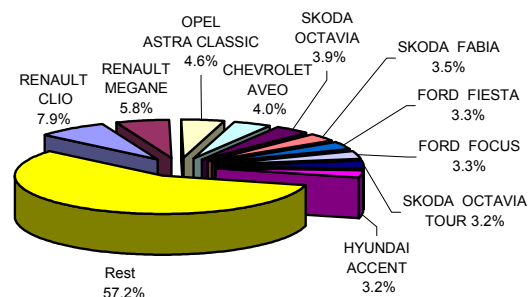
## Autoturisme import - marci - 12 luni 2007



## Top vanzari autoturisme import - modele

MODEL	Decembrie		Variație Nov		12 luni 2007		Variație 2006	
	poziție	unitati	poziție	procent	poziție	unitati	poziție	procent
RENAULT CLIO	2	1451	1	↗ 20.4%	1	<b>16183</b>	1	↗ 22.1%
RENAULT MEGANE	3	1322	4	↗ 42.9%	2	<b>11917</b>	3	↗ 73.2%
OPEL ASTRA CLASSIC	5	921	6	↗ 13.4%	3	<b>9512</b>	5	↗ 55.9%
CHEVROLET AVEO	13	445	13	↘ 5.7%	4	<b>8267</b>	8	↗ 83.5%
SKODA OCTAVIA	6	806	5	↘ -5.8%	5	<b>7899</b>	6	↘ 45.4%
SKODA FABIA	12	492	9	↘ -4.8%	6	<b>7166</b>	2	↘ -6.1%
FORD FIESTA	8	617	3	↘ -33.8%	7	<b>6793</b>	11	↗ 83.1%
FORD FOCUS	4	923	2	↘ -11.6%	8	<b>6745</b>	15	↗ 123.8%
SKODA OCTAVIA TOUR	7	631	7	↘ -0.8%	9	<b>6554</b>	4	↘ -1.7%
HYUNDAI ACCENT	1	1547	20	↗ 440.9%	10	<b>6487</b>	10	↗ 69.3%
Rest		10414		-10.5%		<b>117196</b>		53.7%
<b>TOTAL</b>		<b>19569</b>		<b>1.6%</b>		<b>204719</b>		<b>49.2%</b>

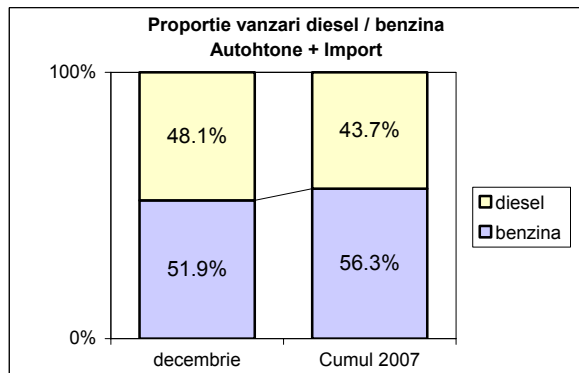
## Autoturisme import - modele - 12 luni 2007



## Vanzari autoturisme DIESEL

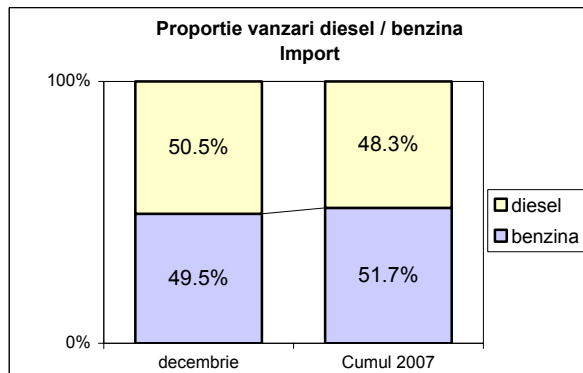
## Autohtone + Import

	benzina		diesel		total
decembrie	14 431	51.9%	13372	48.1%	27 803
Cumul 2007	177 643	56.3%	137978	43.7%	315 621



## Import

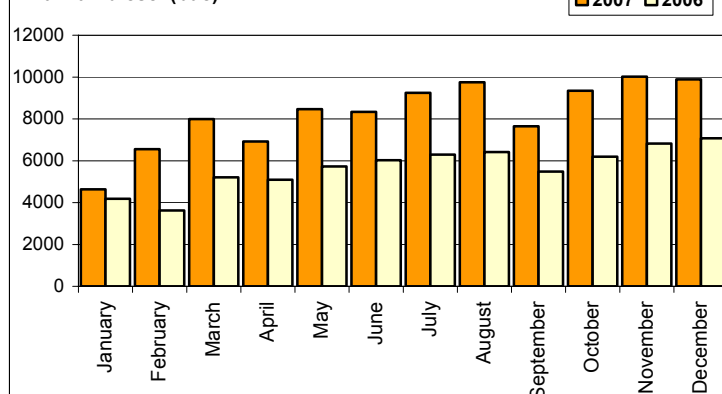
	benzina		diesel		total
decembrie	9 678	49.5%	9891	50.5%	19 569
Cumul 2007	105 889	51.7%	98830	48.3%	204 719



## Vanzari autoturisme DIESEL - import

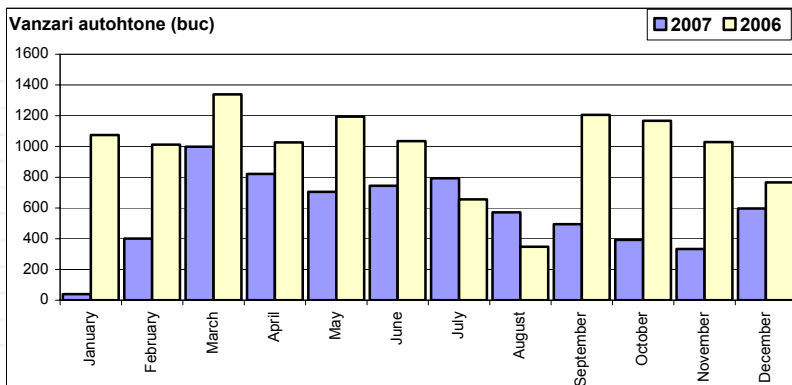
Luna/An	2007	pondere diesel	2006	pondere diesel	Variație 07/06
January	4 634	52.1%	4 185	54.3%	10.7%
February	6 556	53.7%	3 629	51.7%	80.7%
March	7 992	46.5%	5 210	50.7%	53.4%
April	6 925	47.9%	5 095	50.2%	35.9%
May	8 469	46.3%	5 730	49.4%	47.8%
June	8 338	45.9%	6 024	52.6%	38.4%
July	9 250	47.2%	6 293	49.2%	47.0%
August	9 752	47.7%	6 416	48.0%	52.0%
September	7 652	44.8%	5 480	47.0%	39.6%
October	9 349	47.8%	6 196	46.7%	50.9%
November	10 022	52.0%	6 825	48.4%	46.8%
December	9 891	50.5%	7 072	51.0%	39.9%
<b>Total</b>	<b>98 830</b>	<b>48.3%</b>	<b>68 155</b>	<b>49.7%</b>	<b>45.0%</b>

## Vanzari diesel (buc)



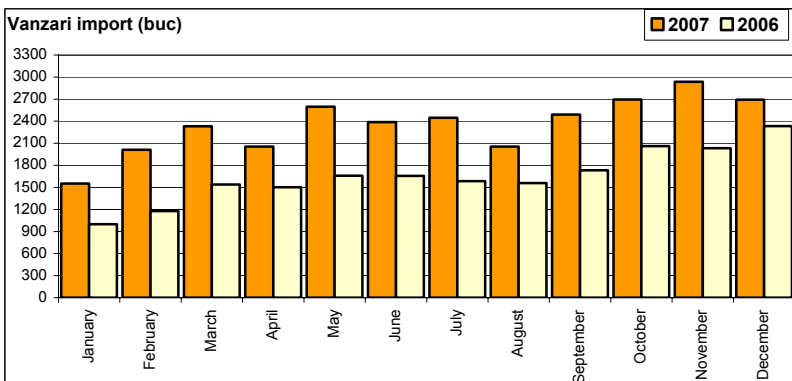
## Vanzari comerciale usoare + minibus autohtone

Luna/An	2007	2006	Variatie
January	40	1 074	-96.3%
February	401	1 012	-60.4%
March	998	1 339	-25.5%
April	821	1 026	-20.0%
May	705	1 194	-41.0%
June	744	1 035	-28.1%
July	793	656	20.9%
August	571	348	64.1%
September	494	1 205	-59.0%
October	392	1 167	-66.4%
November	333	1 029	-67.6%
December	596	766	-22.2%
<b>Total</b>	<b>6 888</b>	<b>11 851</b>	<b>-41.9%</b>



## Vanzari comerciale usoare + minibus import

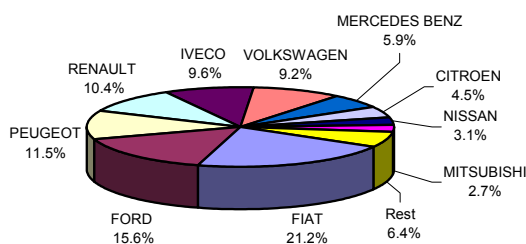
Luna/An	2007	2006	Variatie
January	1 553	999	55.5%
February	2 011	1 178	70.7%
March	2 331	1 538	51.6%
April	2 054	1 503	36.7%
May	2 597	1 659	56.5%
June	2 387	1 656	44.1%
July	2 446	1 585	54.3%
August	2 054	1 558	31.8%
September	2 491	1 733	43.7%
October	2 695	2 062	30.7%
November	2 936	2 033	44.4%
December	2 693	2 333	15.4%
<b>Total</b>	<b>28 248</b>	<b>19 837</b>	<b>42.4%</b>



## Vanzari comerciale &lt;3.5t si minibus import - marci

MARCA	Decembrie		Variatie Nov		12 luni 2007		Variatie 2006	
	pozitie	unitati	pozitie	procent	pozitie	unitati	pozitie	procent
FIAT	1	614	1	↘ -27.3%	1	<b>5995</b>	2	↗ 79.4%
FORD	2	376	4	↗ 22.1%	2	<b>4393</b>	1	↗ 29.3%
PEUGEOT	3	311	2	↘ -15.9%	3	<b>3239</b>	3	↗ 24.2%
RENAULT	5	232	3	↘ -32.2%	4	<b>2929</b>	4	↗ 34.8%
IVECO	9	139	5	↘ -46.9%	5	<b>2706</b>	6	↗ 56.9%
VOLKSWAGEN	4	251	6	↗ 13.6%	6	<b>2599</b>	5	↗ 23.6%
MERCEDES BENZ	6	208	8	↗ 96.2%	7	<b>1670</b>	7	↗ 45.1%
CITROEN	8	146	7	↗ 2.8%	8	<b>1285</b>	9	↗ 77.7%
NISSAN	7	185	12	↗ 230.4%	9	<b>863</b>	8	↗ 10.4%
MITSUBISHI	12	42	9	↘ -46.2%	10	<b>775</b>	12	↗ 131.3%
Rest		189		-8.7%		<b>1794</b>		19.6%
<b>TOTAL</b>		<b>2693</b>		<b>-8.3%</b>		<b>28248</b>		<b>42.4%</b>

## Vanzari com &lt;3.5t si minibus import - marci - 12 luni 2007



## Vanzari comerciale &lt;3.5t si minibus import - modele

MODEL	Decembrie		Variatie Nov		12 luni 2007		Variatie 2006	
	pozitie	unitati	pozitie	procent	pozitie	unitati	pozitie	procent
FORD TRANSIT	1	326	4	↗ 33.6%	1	<b>3730</b>	1	↗ 30.4%
FIAT DUCATO	2	196	1	↘ -52.9%	2	<b>2679</b>	5	↗ 124.0%
IVECO DAILY	8	124	5	↘ -49.2%	3	<b>2535</b>	4	↗ 67.9%
FIAT DOBLO CARGO	3	194	3	↘ -26.2%	4	<b>2457</b>	2	↗ 34.6%
PEUGEOT BOXER	5	177	2	↘ -37.7%	5	<b>2251</b>	3	↗ 41.3%
RENAULT MASTER	7	137	6	↘ -27.5%	6	<b>1718</b>	6	↗ 57.6%
MERCEDES BENZ SPRIN	9	109	9	↗ 36.3%	7	<b>1254</b>	7	↗ 38.9%
CITROEN JUMPER	12	82	8	↘ -30.5%	8	<b>967</b>	15	↗ 115.4%
NISSAN NAVARA	4	185	15	↗ 230.4%	9	<b>863</b>	11	↗ 35.9%
MITSUBISHI L200	19	42	10	↘ -46.2%	10	<b>775</b>	18	↗ 131.3%
Rest		1121		16.3%		<b>9019</b>		21.2%
<b>TOTAL</b>		<b>2693</b>		<b>-8.3%</b>		<b>28248</b>		<b>42.4%</b>

## Vanzari com &lt;3.5t si minibus import - modele - 12 luni 2007

